

627 RIVERBANK DRIVE
GENEVA, IL 60134
630-232-0104

Test Report

www.riverbankacoustics.com

FOUNDED 1918 BY
WALLACE CLEMENT SABINE

SPONSOR: **Moxie Surfaces**
Encinitas, CA

Sound Absorption
RAL™-A24-164

CONDUCTED: 2024-03-22

Page 1 of 9

ON: AIR-board Acoustic - 3/4" with edging (4 rows of 2 units each, rows spaced 30" on center, units in rows spaced 12" apart)

TEST METHODOLOGY

Riverbank Acoustical Laboratories™ is accredited by the U.S. Department of Commerce, National Institute of Standards and Technology (NIST) under the National Voluntary Laboratory Accreditation Program (NVLAP) as an ISO 17025:2017 Laboratory (NVLAP Lab Code: 100227-0) and for this test procedure. The test reported in this document conformed explicitly with ASTM C423-23: "Standard Test Method for Sound Absorption and Sound Absorption Coefficients by the Reverberation Room Method." The specimen mounting was performed according to ASTM E795-23: "Standard Practices for Mounting Test Specimens During Sound Absorption Tests." A description of the measurement procedure and room specifications are available upon request. The results presented in this report apply to the sample as received from the test sponsor.

INFORMATION PROVIDED BY SPONSOR

The test specimen was designated by the sponsor as AIR-board Acoustic - 3/4" with edging (4 rows of 2 units each, rows spaced 30" on center, units in rows spaced 12" apart). The following nominal product information was provided by the sponsor prior to testing. The accuracy of such sponsor-provided information can affect the validity of the test results.

Product Under Test

Product Name: AIR-board Acoustic – 3/4"
Manufacturer: Design Composite
US Distributor: Moxie Surfaces

SPECIMEN MEASUREMENTS & TEST CONDITIONS

Through a full external visual inspection performed on the test specimen, Riverbank personnel verified the following information:

Test Specimen

Material: Panels, honeycomb core and microperforated sheets on face and back
Panel edges sealed with solid material
Dimensions: 8 panels @ 610 mm (24 in.) by 1219 mm (48 in.)
Thickness: 18.81 mm (0.7405 in.)
Overall Weight: 22 kg (48.5 lbs)

Moxie Surfaces
2024-03-22

RAL™-A24-164
Page 2 of 9

Physical Measurements (per object)

Dimensions: 0.61 m (24.0 in) wide by 1.22 m (48.0 in) long
Thickness: 0.02 m (0.7405 in)
Weight: 2.75 kg (6.06 lbs)

Test Environment

Room Volume: 291.98 m³
Temperature: 21.3 °C ± 0.1 °C (Requirement: ≥ 10 °C and ≤ 5 °C change)
Relative Humidity: 60.6 % ± 1.0 % (Requirement: ≥ 40 % and ≤ 5 % change)
Barometric Pressure: 98.9 kPa (Requirement not defined)

Each sound absorbing object had an exposed surface area of 1.56 m² (16.7 ft²). The total exposed surface area of all sound-absorbing objects was 12.4 m² (134 ft²).

MOUNTING METHOD

Type JV Mounting: The specimen is an array of 8 spaced sound absorbing objects suspended from cables vertically such that the closest face is located approximately 775 mm (30.5 in.) from the horizontal test surface. This approximates the mounting method of a typical ceiling baffle installation. The objects were distributed in four rows of two objects each, with rows spaced 30" on center, and units in rows spaced 12" apart. The width of the installed object array was 2311 mm (91 in.) and the length of the installed object array was 2743 mm (108 in.). The area of extended continuous surface attributed to the object array was 9.31 m² (100 ft²).

Test Report

Moxie Surfaces
2024-03-22

RAL™-A24-164
Page 3 of 9




Figure 1 – Specimen mounted in test chamber




Figure 2 – Individual specimen panel

Test Report

Moxie Surfaces
2024-03-22

RAL™-A24-164
Page 4 of 9



Figure 3 – Detail of specimen materials

Moxie Surfaces
2024-03-22**RAL™-A24-164**
Page 5 of 9**TEST RESULTS**

The preferred presentation of sound absorption test results for arrays of spaced objects is sound absorption (m^2) per object and total sound absorption (m^2) at each one-third-octave band

ASTM C423-23 Appendix X2 allows calculation of sound absorption per m^2 (SA/m^2) based on the projected horizontal surface area attributable to an array of objects. The extended continuous surface area used in this calculation is to be determined using the following procedure:

$S_{\text{array}} = (w + w_1) \times (l + l_1)$ If the set of objects consists of a rectangular array of equal sized objects with equal space between each object in a row and equal space between rows. (ASTM E423-23 X.2.3.1)

Where:

S_{array} = area of extended continuous surface attributed to the test specimen, m^2

w = the measured width of the installed object array, in meters

w_1 = the space between objects in the array along the width, in meters

l = the measured length of the installed object array, in meters

l_1 = the space between objects in the array along the length, in meters

The sound absorption per m^2 (SA/m^2) is calculated based on the following formula:

$$\alpha_{\text{array}} = (A_2 - A_1)/S_{\text{array}}$$

Where:

α_{array} = sound absorption per m^2 (SA/m^2) of extended continuous surface, no units,

A_1 = absorption of the empty reverberation room, m^2 and

A_2 = absorption of the room after the specimen has been installed, m^2 .

S_{array} = area of extended continuous surface attributed to the test specimen, m^2

Moxie Surfaces
2024-03-22

RAL™-A24-164
Page 6 of 9

TEST RESULTS (continued)

1/3 Octave Center Frequency (Hz)	Total Absorption		Absorption per Object		α_{array} (Sabins/ft ²) (SA/m ²)
	(m ²)	(Sabins)	(m ² / Object)	(Sabins / Object)	
100	1.12	12.08	0.14	1.51	0.12
** 125	1.27	13.72	0.16	1.71	0.14
160	1.34	14.46	0.17	1.81	0.14
200	1.32	14.22	0.17	1.78	0.14
** 250	1.50	16.18	0.19	2.02	0.16
315	1.67	18.00	0.21	2.25	0.18
400	1.90	20.50	0.24	2.56	0.20
** 500	1.96	21.05	0.24	2.63	0.21
630	2.15	23.14	0.27	2.89	0.23
800	2.37	25.49	0.30	3.19	0.25
** 1000	2.66	28.63	0.33	3.58	0.29
1250	3.08	33.11	0.38	4.14	0.33
1600	3.87	41.71	0.48	5.21	0.42
** 2000	5.33	57.34	0.67	7.17	0.57
2500	6.33	68.14	0.79	8.52	0.68
3150	6.34	68.27	0.79	8.53	0.68
** 4000	5.35	57.62	0.67	7.20	0.57
5000	4.20	45.19	0.52	5.65	0.45

Array-NRC 0.30 over 9.31 m² of extended continuous surface area

Array-SAA 0.31 over 9.31 m² of extended continuous surface area

Tested by

Marc Sciaky
Marc Sciaky
Senior Experimentalist

Report by

Keith Kimberling
Keith Kimberling
Test Engineer

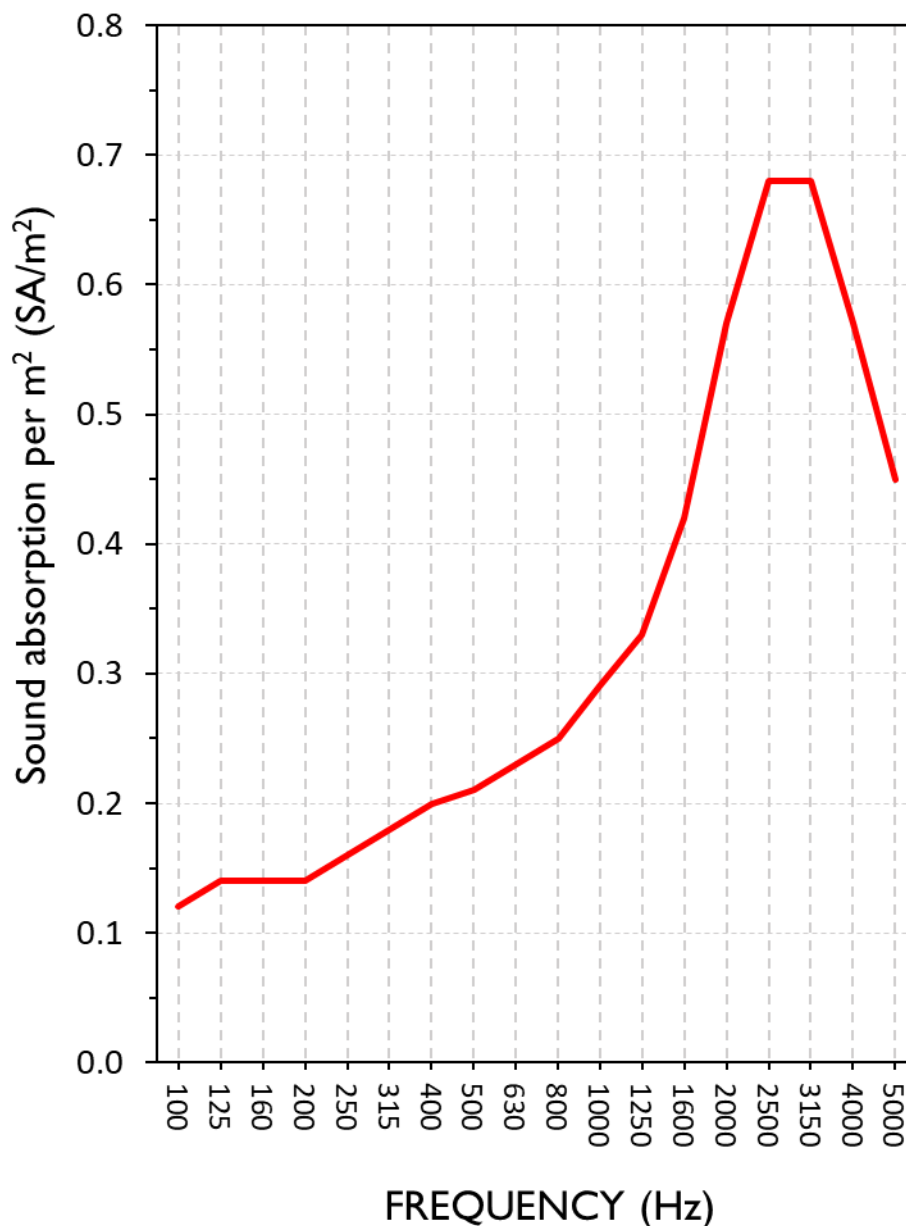
Approved by

Eric P. Wolfram
Eric P. Wolfram
Laboratory Manager

Note: Sound absorption per m² (SA/m²), and therefore the reported Single Number Ratings, are highly dependent on the exact sample shape, size, spacing, and extended continuous surface area present in the test and subsequent calculations. Changes to any of these parameters will change the resulting values. These presented results are valid only for the specific configuration present in this test.

SOUND ABSORPTION REPORT

AIR-board Acoustic - 3/4" with edging (4 rows of 2 units each, rows spaced 30" on center, units in rows spaced 12" apart)



Array-NRC 0.30 over 9.31 m² of extended continuous surface area

Array-SAA 0.31 over 9.31 m² of extended continuous surface area

Moxie Surfaces
2024-03-22

RAL™-A24-164
Page 8 of 9

APPENDIX A: Extended Frequency Range Data

Specimen: AIR-board Acoustic - 3/4" with edging (4 rows of 2 units each, rows spaced 30" on center, units in rows spaced 12" apart) (See Full Report)

The following non-accredited data were obtained in accordance with ASTM C423-23, but extend beyond the defined frequency range of 100Hz to 5,000Hz. These unofficial results are representative of the RAL test environment only and intended for research & comparison purposes.

1/3 Octave Band Center Frequency	Total Absorption		Absorption per Object		α_{array} (Sabins/ft ²)
(Hz)	(m ²)	(Sabins)	(m ² / Object)	(Sabins / Object)	(SA/m ²)
31.5	3.45	37.13	0.43	4.64	0.37
40	1.21	13.07	0.15	1.63	0.13
50	0.10	1.12	0.01	0.14	0.01
63	0.45	4.83	0.06	0.60	0.05
80	1.15	12.35	0.14	1.54	0.12
100	1.12	12.08	0.14	1.51	0.12
125	1.27	13.72	0.16	1.71	0.14
160	1.34	14.46	0.17	1.81	0.14
200	1.32	14.22	0.17	1.78	0.14
250	1.50	16.18	0.19	2.02	0.16
315	1.67	18.00	0.21	2.25	0.18
400	1.90	20.50	0.24	2.56	0.20
500	1.96	21.05	0.24	2.63	0.21
630	2.15	23.14	0.27	2.89	0.23
800	2.37	25.49	0.30	3.19	0.25
1000	2.66	28.63	0.33	3.58	0.29
1250	3.08	33.11	0.38	4.14	0.33
1600	3.87	41.71	0.48	5.21	0.42
2000	5.33	57.34	0.67	7.17	0.57
2500	6.33	68.14	0.79	8.52	0.68
3150	6.34	68.27	0.79	8.53	0.68
4000	5.35	57.62	0.67	7.20	0.57
5000	4.20	45.19	0.52	5.65	0.45
6300	3.27	35.15	0.41	4.39	0.35
8000	2.21	23.75	0.28	2.97	0.24
10000	1.51	16.21	0.19	2.03	0.16
12500	3.76	40.42	0.47	5.05	0.40

Moxie Surfaces
2024-03-22

RAL™-A24-164
Page 9 of 9

APPENDIX B: Instruments of Traceability

Specimen: AIR-board Acoustic - 3/4" with edging (4 rows of 2 units each, rows spaced 30" on center, units in rows spaced 12" apart) (See Full Report)

<u>Description</u>	<u>Model</u>	<u>Serial Number</u>	<u>Date of Certification</u>	<u>Calibration Due</u>
System 1	Type 3160-A-042	3160-106968	2023-07-17	2024-07-17
Bruel & Kjaer Mic And Preamp G	Type 4943-B-001	2525858	2023-05-03	2024-05-03
Bruel & Kjaer Pistonphone	Type 4228	2781248	2023-07-12	2024-07-12
EXTECH Hygro 6015	SD700	A.116015	2023-05-31	2024-05-31

APPENDIX C: Revisions to Original Test Report

Specimen: AIR-board Acoustic - 3/4" with edging (4 rows of 2 units each, rows spaced 30" on center, units in rows spaced 12" apart) (See Full Report)

<u>Date</u>	<u>Revision</u>
2024-04-08	Original report issued

END